



Clothespin Leopard Shark


The leopard shark has fantastic camouflage. Its skin has a pattern of bars and spots that allow it to blend into the dappled light shining down through the kelp forests and estuaries it lives in. Using a clothespin and some markers, you can make your own leopard shark! Will your shark's camouflage help you with the leopard shark game?

Materials

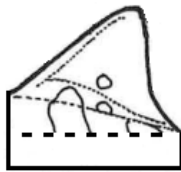
Clothespin with metal spring
Markers (brown, grey, and black)
Shark fin print-outs (page 3)
Scissors
White glue

Directions

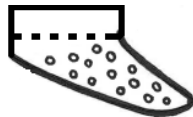
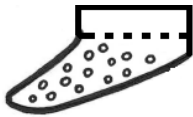
1. Use a gray marker to **draw** ovals on the top and sides of your clothespin, then use a brown marker to **color** in those ovals.
2. Use both the gray and brown markers to **add** small dots all over.
3. **Draw** five gills and one eye on each side of the clothespin.
4. **Add** nostrils onto the front of your clothespin.
5. **Optional:** You can add teeth in the mouth by removing the metal spring, and separating the top and bottom parts of the clothespin. Then, use a pink marker to draw a half-circle. Use a black marker to draw little triangles for teeth. Ask an adult to help you take your clothespin apart and put it back together again when you have drawn the mouth.



6. Use gray and brown markers to **color** in the five fin pieces below. Then, use scissors to **cut out** the fins.
7. **Fold** the fins along the dotted lines.
8. Put white glue on the blank rectangle, and **attach** to your clothespin.
9. Your leopard shark is ready! Have fun and make a multi-colored leopard shark next using any colors you like!



Dorsal fin: Glue the dorsal fin in the middle of the top of your clothespin.



Pectoral fins: Glue one fin on each side of your clothespin.



Top of tail: Glue this top half of the tail on the top of your clothespin, at the back end.



Bottom of tail: Glue this bottom half of the tail to the the bottom of your clothespin, at the back end.

Stealthy Shark Game

Leopard sharks are able to blend in with their surroundings. Use your own stealthy shark skills to play this game with your friends and family.

1. Choose one person to start as the “Stealthy Shark.” Give that person the clothespin shark.
2. The “Stealthy Shark” chooses who they are going to “hunt.” Attach the clothespin shark onto your “prey’s” jacket, shirt, or bag without them knowing.
3. Once the “prey” discovers the shark, it is their turn to be the “Stealthy Shark” and sneak the shark clothespin back on to you or someone else!
4. See how many times you can sneak the shark onto each other without being noticed. Whoever can do it the most times is the stealthiest shark!

